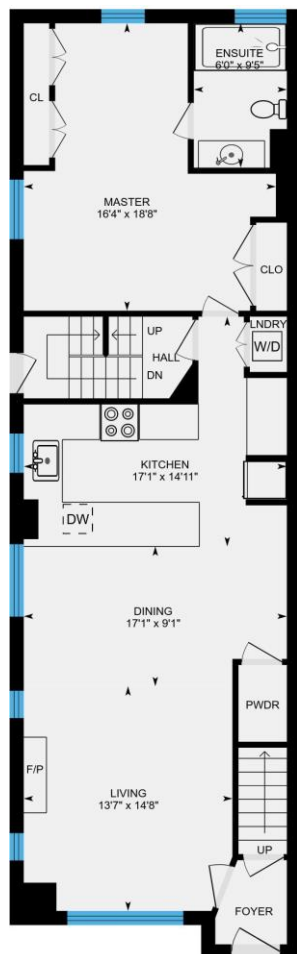
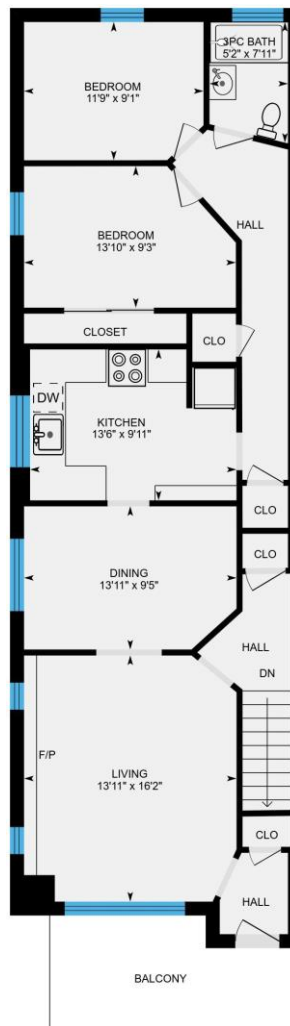


19 Wineva Ave, Toronto, ON

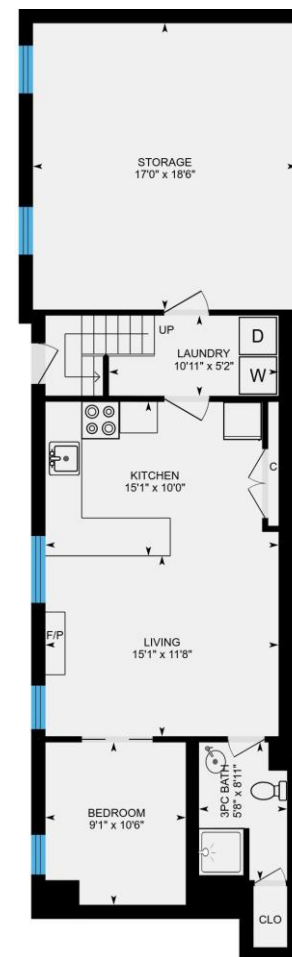
Total Exterior Area Above Grade 2294 sq ft (Main Building)



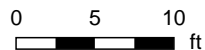
Main Floor
Exterior Area 1142 sq ft



2nd Floor
Exterior Area 1152 sq ft



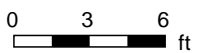
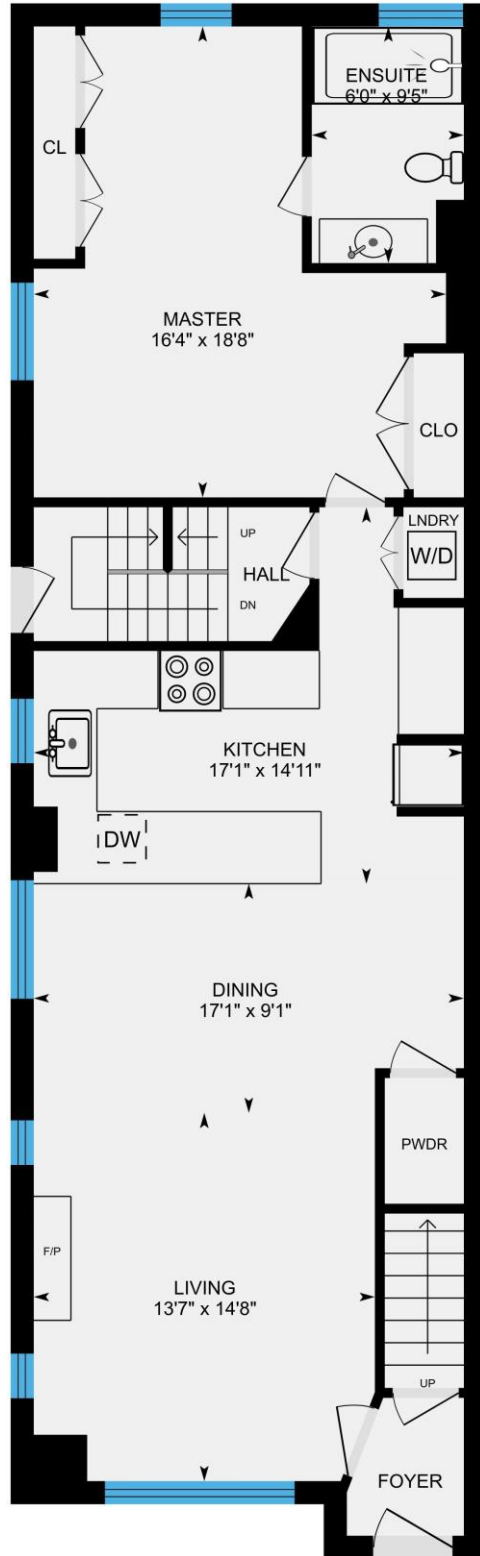
Basement (Below Grade)
Exterior Area 1051 sq ft



PREPARED: Apr, 2018

19 Wineva Ave, Toronto, ON

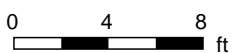
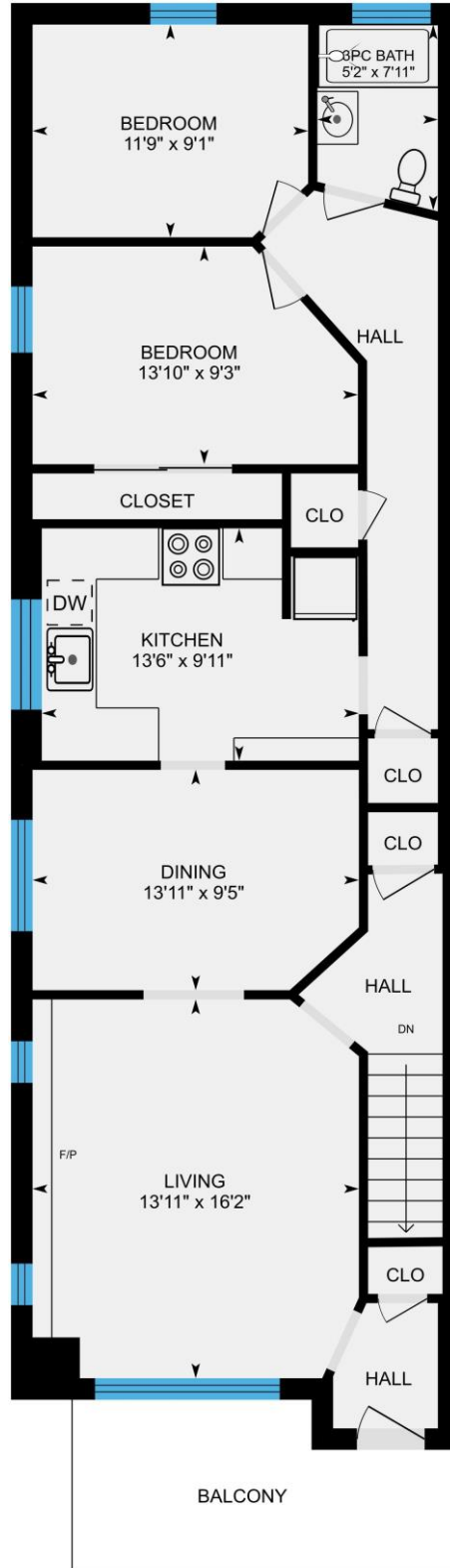
Main Floor Total Exterior Area 1142 sq ft
Total Interior Area 997 sq ft



PREPARED: Apr, 2018

19 Wineva Ave, Toronto, ON

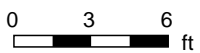
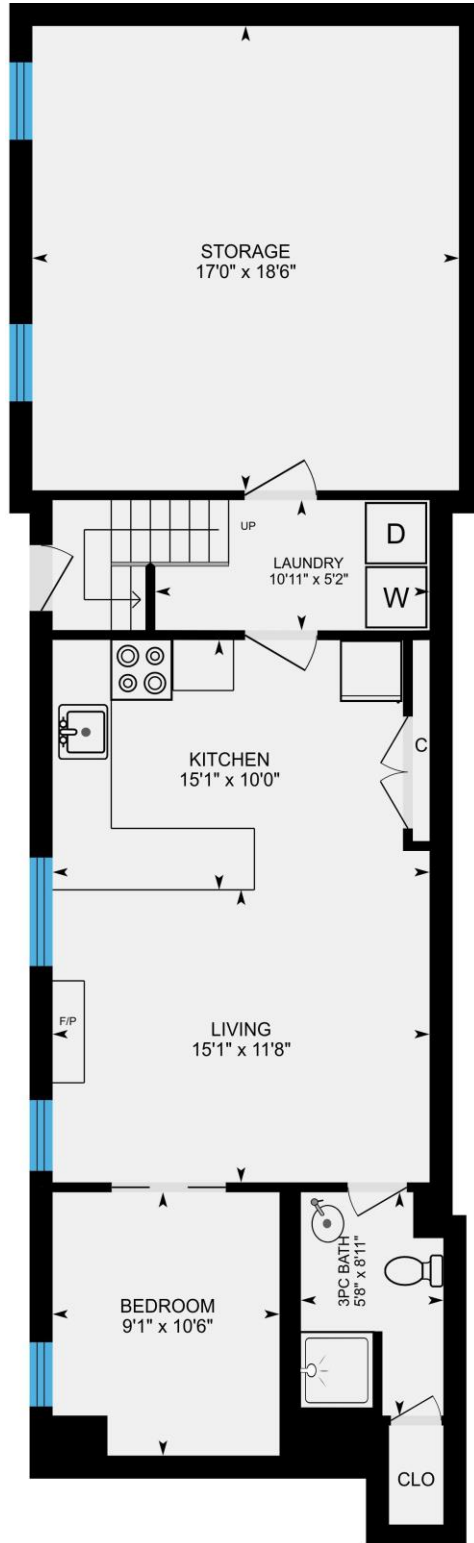
2nd Floor Total Exterior Area 1152 sq ft
Total Interior Area 1007 sq ft



PREPARED: Apr, 2018

19 Wineva Ave, Toronto, ON

Basement Total Exterior Area 1051 sq ft
Total Interior Area 906 sq ft



PREPARED: Apr, 2018

19 Wineva Ave, Toronto, ON

Property Details

Room Measurements

Only major rooms are listed. Room dimensions are largest width and length, parts of room may be smaller. Room area is interior area and excludes footprint of walls.

Main Building

MAIN FLOOR

Kitchen: 17'1" x 14'11"

Master: 16'4" x 18'8"

Dining: 17'1" x 9'1"

Living: 13'7" x 14'8"

Ensuite: 6'0" x 9'5"

2ND FLOOR

Living: 13'11" x 16'2"

Dining: 13'11" x 9'5"

Kitchen: 13'6" x 9'11"

Bedroom: 11'9" x 9'1"

3pc Bath: 5'2" x 7'11"

Bedroom: 13'10" x 9'3"

BASEMENT

3pc Bath: 5'8" x 8'11"

Living: 15'1" x 11'8"

Bedroom: 9'1" x 10'6"

Kitchen: 15'1" x 10'0"

Laundry: 10'11" x 5'2"

Storage: 17'0" x 18'6"

Floor Area Information

For explanation of floor area calculations and method of measurement please see <http://youriguide.com/measure/>

Main Building

Building Perimeter Wall Thickness: 11 in

MAIN FLOOR

Interior Area: 997 sq ft

Perimeter Wall Length: 158 ft

Exterior Area: 1142 sq ft

2ND FLOOR

Interior Area: 1007 sq ft

Perimeter Wall Length: 158 ft

Exterior Area: 1152 sq ft

BASEMENT (Below Grade)

Interior Area: 906 sq ft

Perimeter Wall Length: 158 ft

Exterior Area: 1051 sq ft

Total Above Grade Floor Area

Main Building Interior: 2004 sq ft

Main Building Exterior: 2294 sq ft

Customer Name: Nicole Lasko

Customer Company: Re/Max Hallmark Richards Group Realty

Prepared: Apr 06, 2018

Take full control of your iGuide and sign up to the Portal (manage.youriguide.com) to add property details, customize photo galleries, rename rooms and much more! Sign up today or contact us for further details.

Please check your MLS policy for using branded vs. unbranded virtual tours.